


Case Study: Duneside.

Large family home



Contents



Overview

Design Process

Existing Property

Design - Discovery

Design - Development

Design - Execution



Overview

Background:

Our clients split their time between New York, Switzerland, Canada and Guernsey. They are considering spending more time in Guernsey whilst their daughters are young. Their local property is in a prime location, though looking dated, and they wished to upgrade it to realise its worth and provide a stylish and welcoming home for the family.

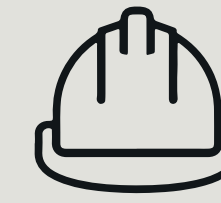



Brief:

To reimagine the home's interior without involving a main contractor or undertaking major structural work. To design and implement a crisp and contemporary scheme, focusing on fixed surfaces, staircases, lighting, fitted and free-standing furniture, bespoke work and decoration.

The Bonsai team must lead the project from design to completion, providing one point of contact and accountability for all the trades involved.

Design Process



Consultation

Discovery

Development

Execution

Our consultation process serves as a pivotal starting point for understanding our client's unique vision and requirements. Through attentive listening and in-depth discussions, we gain valuable insights that shape the foundation of our design approach, ensuring that our solutions are tailored to their specific needs and aspirations.

During the discovery phase, we collaborate closely with our clients to identify their style, envision their lifestyle within the space, and establish a design direction that aligns with their aspirations. By delving into their preferred style and aspirations, we lay a solid foundation for crafting a tailored design approach that reflects their unique vision.

Throughout the development phase, we showcase designs, mood boards, spatial plans, and visuals for each area of the house. Our team designs custom furniture, selects finishes, lighting, and furnishings that beautifully complement the overall design. Transparent and detailed quotations provide clarity as the project advances.

As design and project lead, Bonsai's designers work alongside the installation team to bring the project to life. Bonsai's team handles flooring installation, bespoke work and other high-value elements whilst overseeing sub-contractors. We ensure timely execution to a high standard whilst reporting regularly to our mostly off-island clients.

Bonsai Deliverables

Shell

During the project, we implemented various improvements to enhance the overall flow and aesthetic of the space. This included alterations to certain openings, the installation of timber flooring throughout, and the design and manufacturing of a custom steel staircase. A comprehensive lighting package was also integrated to create a harmonious ambiance. Additionally, we made alterations to the fireplace and installed new entrance doors to elevate the overall functionality and style of the property. Finally, meticulous attention was given to the decoration phase, ensuring a cohesive and visually pleasing result.

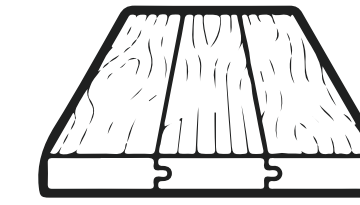
Furniture

As part of our interior design approach, we carefully curated a selection of furniture from our trusted network of partners. Leveraging our strong relationships with these suppliers, we hand-picked high-quality products that seamlessly integrated into the design vision. Collaborating with both existing and new partners, we fulfilled the goal of furnishing and dressing the home.


We went the extra mile by designing and crafting our own bespoke furniture in-house. Each piece was meticulously tailored to suit the unique space, resulting in custom furniture that perfectly harmonized with the overall design scheme. This approach not only enhanced the aesthetic appeal but also improved the functionality of the home of the home.

Luxioso

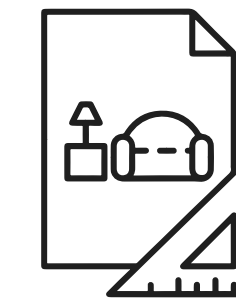
To ensure the highest level of expertise and quality, we collaborated with our sister company, Luxioso, for the design and supply of the kitchen and bathrooms throughout the house. By seamlessly integrating their expertise into our project, we successfully delivered exceptional results that went above and beyond our client's expectations.



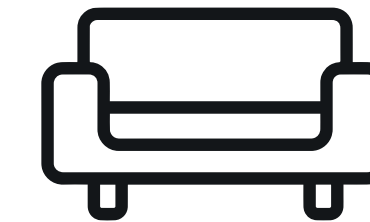
Flooring




Staircase
Design




Interior
Design




Furniture
Supply



Joinery
Design



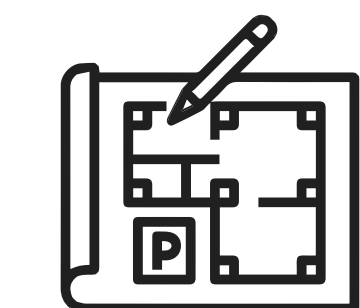
Joinery
Manufacture



Lighting
layout &
supply



Project
Management



Spatial
Planning



Minor
Structural
Works



Existing Property



Following the clients' initial approach, we engaged in a thorough consultation to discuss their desired scope of work. As an integral part of this process, we conducted a site visit to the house, providing us with the opportunity to first-hand experience the space. Armed with these valuable insights, we proceeded to submit our comprehensive 'project partner design proposal,' which encompassed our suggested design time for the upcoming discovery stage. This proposal effectively laid the groundwork for our collaborative journey with the clients, allowing us to move forward with the subsequent stages of the project.





Discovery


At the onset of our engagement with the client, we embarked on a pivotal stage of discovery, a “getting to know you” phase. This essential step allowed us to delve into our client’s preferences, gaining valuable insights that helped us better understand their unique tastes and requirements. By actively exploring their likes and dislikes, we developed a deeper understanding of their expectations, enabling us to tailor our approach and deliver personalized solutions aligned with their specific desires.





Development

Following an extensive discovery stage, during which we gained valuable insights into our client's preferences and requirements, we proceeded to craft a series of mood boards. These boards delved into various aspects such as furniture selection, colour schemes, lighting options, and room layouts, effectively capturing our clients' desired ambiance and aesthetic.



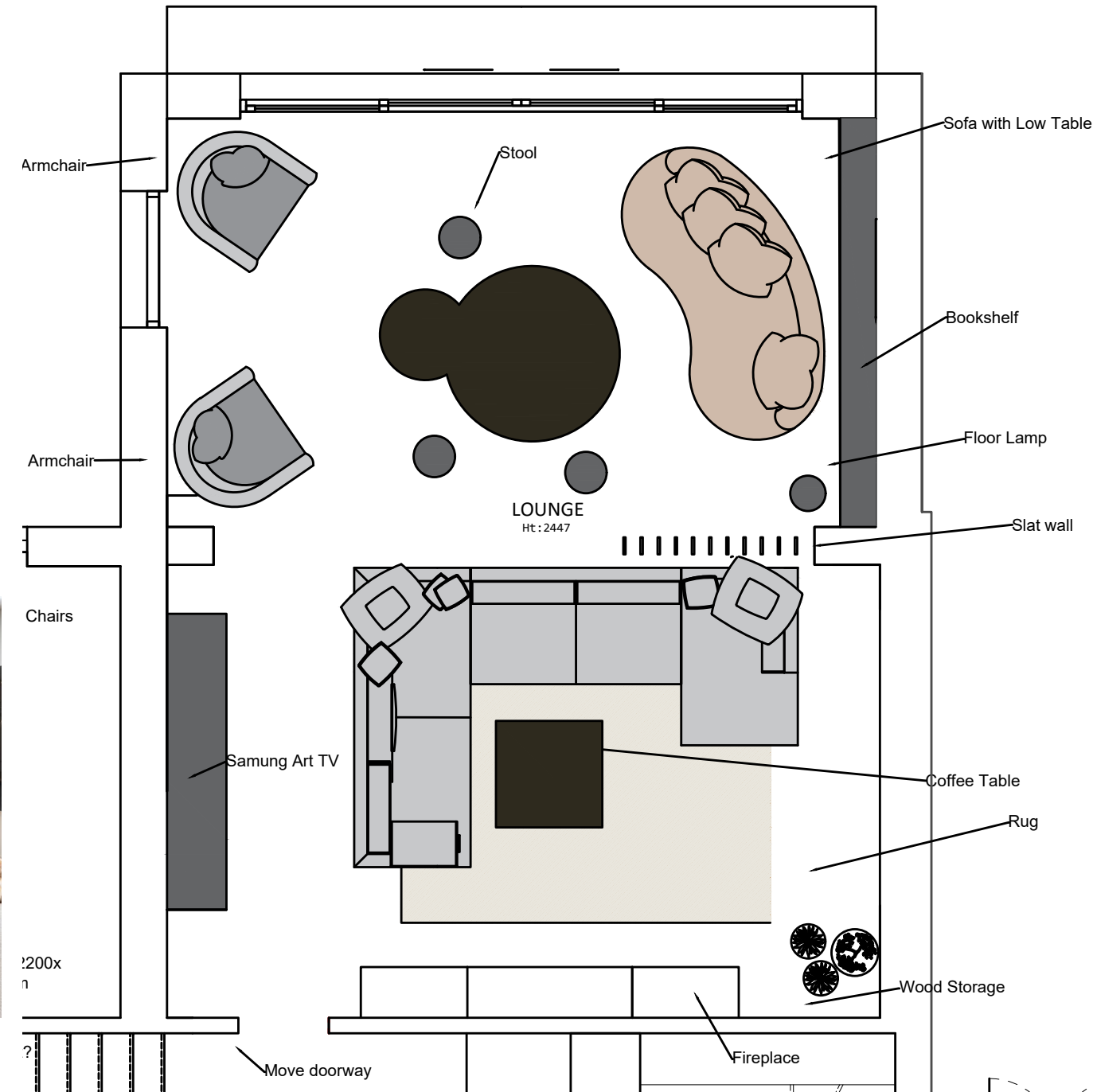
Versatile furniture set for multi-use. Proposal to follow.



Alter to only 1/4 of length and look at wrapping around corner with shelves



Partition wall made up of slats that rotate.



Occhio Largo lighting



Fireplace and wood storage.



Samsung Art TV, wood unit.



Continuing our collaborative journey during the design development stages, we actively engaged with our client to refine and evolve the design scheme. Through an iterative process, we collectively explored numerous suggestions, made adjustments, and incorporated changes to enhance the overall design concept. This dynamic approach ensured that each element of the design was carefully considered and refined, resulting in an exceptional final outcome.

Flooring direction and pattern

Flooring colour

Wall & ceiling colour : No Coving details

View Angle

Lettura floor lamp x 2

Storage unit - built out from the nib. In the style of the adjacent picture. Dimensions on the following page.

Hot spring radiator 1562mm high

Slatted shelving unit, and slat wall across back wall and wrapping around behind sofa across the room.

corner 90°

Aura position

Aura light

element 128 left / or right

corner 90°

footstool 102x75

element 142

footstool 110x75 with box and veneer top

Table: 2200x1000mm

Position 9 Rad 1200x64x604

Position 10 Rad 1200x64x604

Position 14 Hot Spring 150 Radiator

Fireplace

LANDING

HALL

UP

World Storage

Bookshelf

Floor Lamp

Curains

Norman Chairs

BUBBLE Large 3 Seater 2380x1140x770mm

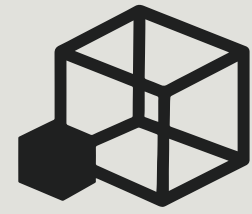
BUBBLE Armchairs 1200x1130x770mm

ODE Coffee Table 1300mmx1100mm

CLEO Sofa

Samung Art TV






Visualisation


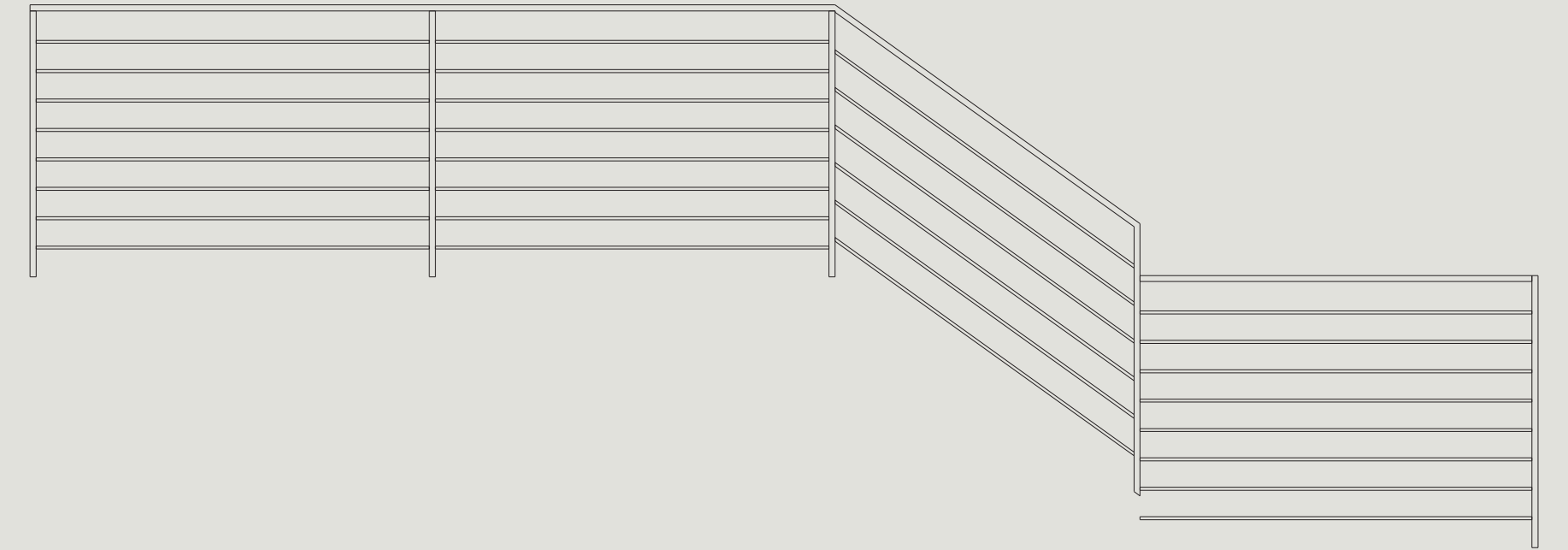
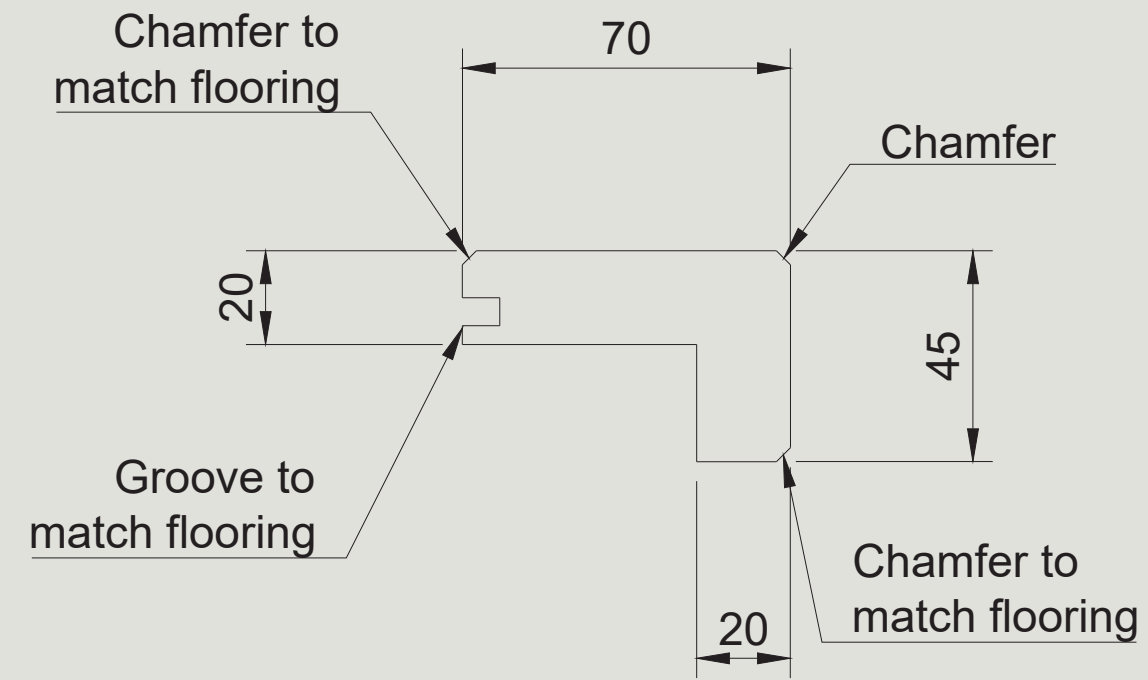
Recognizing the challenges associated with visualizing spaces, we employ digital rendering techniques to provide comprehensive visual representations. Through the use of advanced rendering technology, we create detailed and precise depictions of the space, incorporating furniture elements, lighting arrangements, and colour schemes. These renders enable us to gain a clear and accurate understanding of the envisioned space, facilitating effective communication and decision-making throughout the project.




Staircase Design



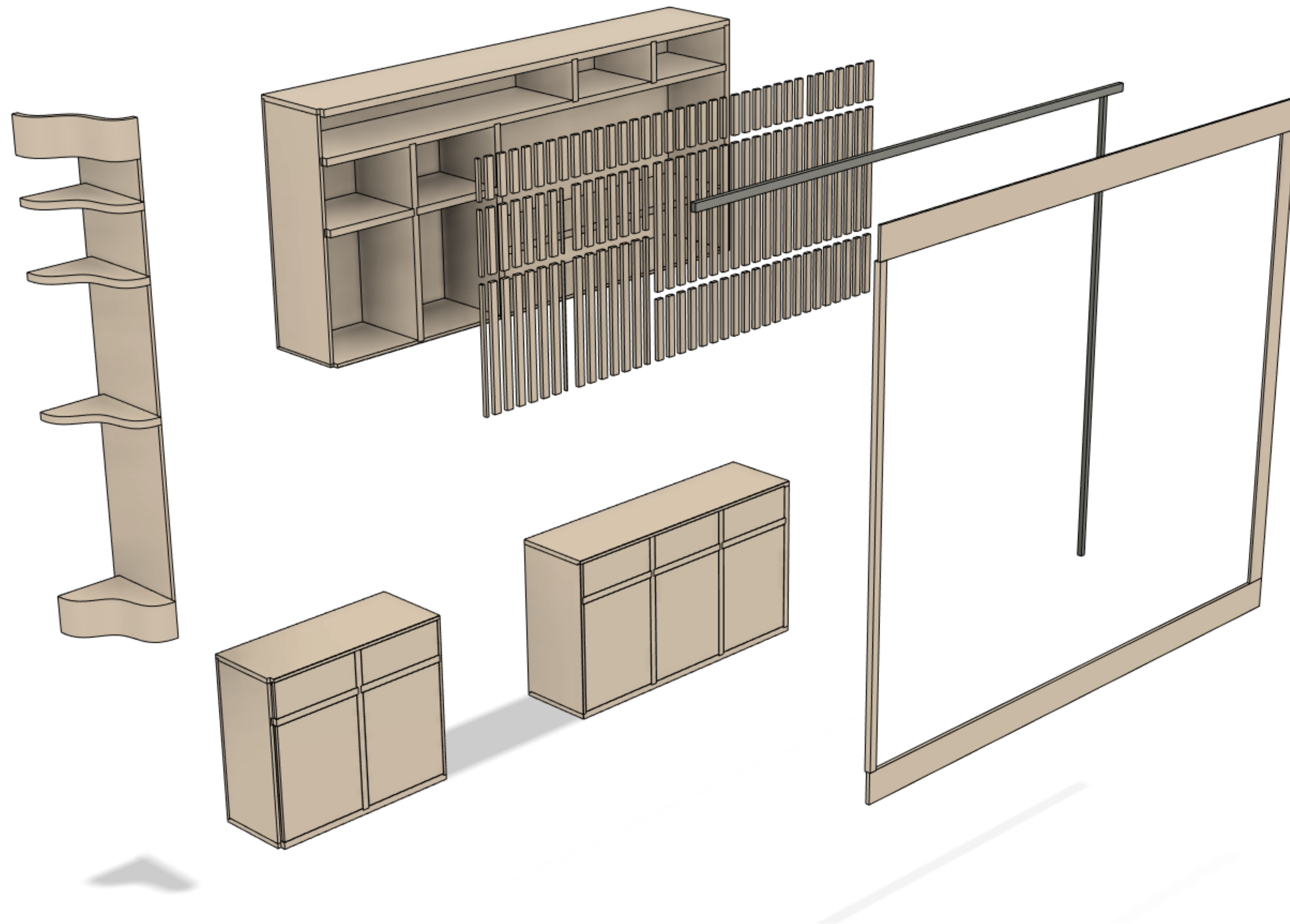
Our team devised a diverse range of concepts for the new staircase design. Beginning with initial hand sketches, we further advanced the ideas into detailed CAD drawings. This enabled us to create compelling 3D visuals, providing our client with a vivid representation of the transformed space.





Joinery Design

As part of our comprehensive design package, we provided a specialized joinery design and manufacturing service, enabling us to create custom-made pieces for various areas of the home. These meticulously crafted bespoke elements played a pivotal role in elevating the project to new heights, harmonizing and unifying the overall space. Our joinery expertise allowed us to seamlessly integrate these tailored features, adding a distinctive touch that enhanced both the functionality and aesthetics of the environment.





Ref: 1



Ref: 2



Ref: 3



Ref: 4



Ref: 5



Ref: 6



Ref: 7



Ref: 8



Ref: 9



Ref: 10



Ref: 11



Ref: 12



Ref: 13



Ref: 1
 Roche Bobois - Bubble Sofa
 Piet Boon - ODE coffee table
 Occhio - Mito Aura, Sento Lettura
 Bonsai - joinery
 Gardeco - Cores Da Terra - The visitors



Ref: 2
 SITS - Cleo Sofa & table
 Occhio - Mito Aura
 Bonsai - joinery
 Gardeco - Cores Da Terra - The visitors



Ref: 3
 Crucial Trading - Rug
 Bonsai - joinery
 SITS - Cleo Sofa
 Conmoto - firewood storage
 Piet Boon - fireplace tiles



Ref: 4
 Bonsai - joinery
 Occhio - Sento Lettura
 Roche Bobois - Bubble
 SITS - Cleo sofa
 Bomma - Pyrite pendant (in the distance)



Ref: 5
 SITS - Cleo Sofa & table
 Occhio - Mito Aura
 Bonsai - joinery
 Crucial Trading - Rug



Ref: 6
 Timber Windows - Entrance Door
 Bonsai - Flooring, joinery



Ref: 7
 Occhio - Mito Soffitto ceiling light
 Empire Metalworks - metal fabrication
 Bonsai - sliding barn-style door



Ref: 8
 Occhio - Mito Soffitto ceiling light
 Empire Metalworks - metal fabrication



Ref: 9
 Bonsai - Dining Table
 Jess Design - Norman Dining Chair



Ref: 10
 Bonsai - Dining Table
 Jess Design - Norman Dining Chair
 Bomma - Dew Drops lighting



Ref: 11
 Bonsai - Joinery
 Tomasella - Bed, Drawers
 Baobab - Platinum diffuser



Ref: 12
 Tomasella - desk, shelving, cupboards
 POS - Flokk HAG Capisco - desk chair



Ref: 13
 Bonsai - headboard
 Ronda Design - Ark Mirror
 Paloma Living - bed linen
 Heathfield - bedside lamp
 Nilson Beds - bed & side tables